

uCertify

Course Outline

**Certified Ethical Emerging Technologist
(CEET)**



05 Jul 2024

1. Course Objective
2. Pre-Assessment
3. Exercises, Quizzes, Flashcards & Glossary
Number of Questions
4. Expert Instructor-Led Training
5. ADA Compliant & JAWS Compatible Platform
6. State of the Art Educator Tools
7. Award Winning Learning Platform (LMS)
8. Chapter & Lessons
Syllabus
Chapter 1: About This Course
Chapter 2: Introduction to Ethics of Emerging Technologies
Chapter 3: Identifying Ethical Risks
Chapter 4: Ethical Reasoning in Practice
Chapter 5: Identifying and Mitigating Security Risks
Chapter 6: Identifying and Mitigating Privacy Risks
Chapter 7: Identifying and Mitigating Fairness and Bias Risks
Chapter 8: Identifying and Mitigating Transparency and Explainability Risks
Chapter 9: Identifying and Mitigating Accountability Risks
Chapter 10: Building an Ethical Organization
Chapter 11: Developing Ethical Systems in Technology- Focused Organizations
Videos and How To
9. Practice Test
Here's what you get
Features
10. Live labs
Lab Tasks
Here's what you get
11. Post-Assessment

1. Course Objective

The Certified Ethical Emerging Technologist (CEET) course looks closely into the ethical considerations surrounding emerging technologies. From artificial intelligence and blockchain to cybersecurity and data privacy, this course covers a wide spectrum of topics essential for understanding and addressing ethical challenges in the digital age. This course helps you understand the ethical frameworks and principles guiding the development and deployment of emerging technologies and the ethical implications of key technological trends and innovations.

2. Pre-Assessment

Pre-Assessment lets you identify the areas for improvement before you start your prep. It determines what students know about a topic before it is taught and identifies areas for improvement with question assessment before beginning the course.

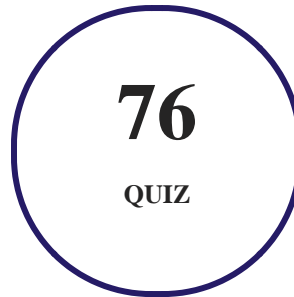
3. Exercises

There is no limit to the number of times learners can attempt these. Exercises come with detailed remediation, which ensures that learners are confident on the topic before proceeding.

236
EXERCISES

4. Quiz

Quizzes test your knowledge on the topics of the exam when you go through the course material. There is no limit to the number of times you can attempt it.



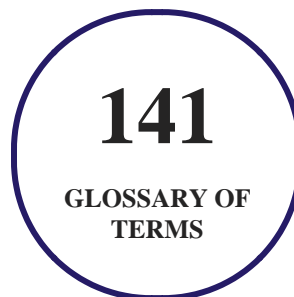
5. flashcards

Flashcards are effective memory-aiding tools that help you learn complex topics easily. The flashcard will help you in memorizing definitions, terminologies, key concepts, and more. There is no limit to the number of times learners can attempt these. Flashcards help master the key concepts.



6. Glossary of terms

uCertify provides detailed explanations of concepts relevant to the course through Glossary. It contains a list of frequently used terminologies along with its detailed explanation. Glossary defines the key terms.



7. Expert Instructor-Led Training

uCertify uses the content from the finest publishers and only the IT industry's finest instructors. They have a minimum of 15 years real-world experience and are subject matter experts in their fields. Unlike a live class, you can study at your own pace. This creates a personal learning experience and gives you all the benefit of hands-on training with the flexibility of doing it around your schedule 24/7.

8. ADA Compliant & JAWS Compatible Platform

uCertify course and labs are ADA (Americans with Disability Act) compliant. It is now more accessible to students with features such as:

- Change the font, size, and color of the content of the course
- Text-to-speech, reads the text into spoken words
- Interactive videos, how-tos videos come with transcripts and voice-over
- Interactive transcripts, each word is clickable. Students can clip a specific part of the video by clicking on a word or a portion of the text.

JAWS (Job Access with Speech) is a computer screen reader program for Microsoft Windows that reads the screen either with a text-to-speech output or by a Refreshable Braille display. Student can easily navigate uCertify course using JAWS shortcut keys.

9. State of the Art Educator Tools

uCertify knows the importance of instructors and provide tools to help them do their job effectively. Instructors are able to clone and customize course. Do ability grouping. Create sections. Design grade scale and grade formula. Create and schedule assessments. Educators can also move a student from self-paced to mentor-guided to instructor-led mode in three clicks.

10. Award Winning Learning Platform (LMS)

uCertify has developed an award winning, highly interactive yet simple to use platform. The SIIA CODiE Awards is the only peer-reviewed program to showcase business and education technology's finest products and services. Since 1986, thousands of products, services and solutions have been

recognized for achieving excellence. uCertify has won CODiE awards consecutively for last 7 years:

- **2014**

1. Best Postsecondary Learning Solution

- **2015**

1. Best Education Solution
2. Best Virtual Learning Solution
3. Best Student Assessment Solution
4. Best Postsecondary Learning Solution
5. Best Career and Workforce Readiness Solution
6. Best Instructional Solution in Other Curriculum Areas
7. Best Corporate Learning/Workforce Development Solution

- **2016**

1. Best Virtual Learning Solution
2. Best Education Cloud-based Solution
3. Best College and Career Readiness Solution
4. Best Corporate / Workforce Learning Solution
5. Best Postsecondary Learning Content Solution
6. Best Postsecondary LMS or Learning Platform
7. Best Learning Relationship Management Solution

- **2017**

1. Best Overall Education Solution
2. Best Student Assessment Solution
3. Best Corporate/Workforce Learning Solution
4. Best Higher Education LMS or Learning Platform

- **2018**

1. Best Higher Education LMS or Learning Platform

2. Best Instructional Solution in Other Curriculum Areas
3. Best Learning Relationship Management Solution

- **2019**

1. Best Virtual Learning Solution
2. Best Content Authoring Development or Curation Solution
3. Best Higher Education Learning Management Solution (LMS)

- **2020**

1. Best College and Career Readiness Solution
2. Best Cross-Curricular Solution
3. Best Virtual Learning Solution

11. Chapter & Lessons

uCertify brings these textbooks to life. It is full of interactive activities that keeps the learner engaged. uCertify brings all available learning resources for a topic in one place so that the learner can efficiently learn without going to multiple places. Challenge questions are also embedded in the chapters so learners can attempt those while they are learning about that particular topic. This helps them grasp the concepts better because they can go over it again right away which improves learning.

Learners can do Flashcards, Exercises, Quizzes and Labs related to each chapter. At the end of every lesson, uCertify courses guide the learners on the path they should follow.

Syllabus

Chapter 1: About This Course

- Course Description
- Course Objectives

Chapter 2: Introduction to Ethics of Emerging Technologies

- TOPIC A: What's at Stake
- TOPIC B: Ethics and Why It Matters
- TOPIC C: Ethical Decision-Making in Practice
- TOPIC D: Causes of Ethical Failures
- Summary

Chapter 3: Identifying Ethical Risks

- TOPIC A: Ethical Reasons
- TOPIC B: Stumbling Blocks for Ethical Reasoning
- TOPIC C: Identify Ethical Risks in Product Development
- TOPIC D: Tools for Identifying Ethical Risks
- TOPIC E: Use Regulations, Standards, and Human Rights to Identify Ethical Risks
- Summary

Chapter 4: Ethical Reasoning in Practice

- TOPIC A: Ethical Theories
- TOPIC B: Use Ethical Decision-Making Frameworks

- TOPIC C: Select Options for Action
- TOPIC D: Avoid Problems in Ethical Decision-Making
- Summary

Chapter 5: Identifying and Mitigating Security Risks

- TOPIC A: What Is Security?
- TOPIC B: Identify Security Risks
- TOPIC C: Security Tradeoffs
- TOPIC D: Mitigate Security Risks
- Summary

Chapter 6: Identifying and Mitigating Privacy Risks

- TOPIC A: What Is Privacy?
- TOPIC B: Identify Privacy Risks
- TOPIC C: Privacy Tradeoffs
- TOPIC D: Mitigate Privacy Risks
- Summary

Chapter 7: Identifying and Mitigating Fairness and Bias Risks

- TOPIC A: What Are Fairness and Bias?
- TOPIC B: Identify Bias Risks
- TOPIC C: Fairness Tradeoffs
- TOPIC D: Mitigate Bias Risks
- Summary

Chapter 8: Identifying and Mitigating Transparency and Explainability Risks

- TOPIC A: What Are Transparency and Explainability?
- TOPIC B: Identify Transparency and Explainability Risks
- TOPIC C: Transparency and Explainability Tradeoffs
- TOPIC D: Mitigate Transparency and Explainability Risks
- Summary

Chapter 9: Identifying and Mitigating Accountability Risks

- TOPIC A: What Is Accountability?
- TOPIC B: Identify Accountability Risks
- TOPIC C: Accountability Tradeoffs
- TOPIC D: Mitigate Accountability Risks
- Summary

Chapter 10: Building an Ethical Organization

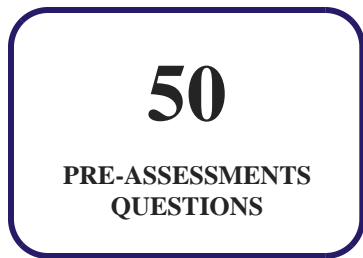
- TOPIC A: What Are Ethical Organizations?
- TOPIC B: Organizational Purpose
- TOPIC C: Ethics Awareness
- TOPIC D: Develop Professional Ethics within Organizations
- Summary

Chapter 11: Developing Ethical Systems in Technology- Focused Organizations

- TOPIC A: Policy and Compliance
- TOPIC B: Metrics and Monitoring
- TOPIC C: Communication and Stakeholder Engagement
- TOPIC D: Ethical Leadership
- Summary

12. Practice Test

Here's what you get



Features

Each question comes with detailed remediation explaining not only why an answer option is correct but also why it is incorrect.

Unlimited Practice

Each test can be taken unlimited number of times until the learner feels they are prepared. Learner can review the test and read detailed remediation. Detailed test history is also available.

Each test set comes with learn, test and review modes. In learn mode, learners will attempt a question and will get immediate feedback and complete remediation as they move on to the next question. In test mode, learners can take a timed test simulating the actual exam conditions. In review mode, learners can read through one item at a time without attempting it.

13. Live Labs

The benefits of live-labs are:

- Exam based practical tasks
- Real equipment, absolutely no simulations
- Access to the latest industry technologies
- Available anytime, anywhere on any device
- Break and Reset functionality
- No hardware costs

Lab Tasks

Identifying Ethical Risks

- Performing Nmap Port Scanning
- Detecting Rootkits
- Performing IDS Configuration with Snort
- Reviewing Ethical Guidelines

Ethical Reasoning in Practice

- Reviewing the Human Rights Policies of a Company

Identifying and Mitigating Security Risks

- Creating and Binding an SSL Certificate to a Website
- Performing SQL Injection with Kali Linux
- Analyzing Malware
- Simulating the DDoS Attack
- Establishing an SSH Connection

Identifying and Mitigating Privacy Risks

- Performing Symmetric Encryption
- Examining Asymmetric Encryption

Here's what you get

12

LIVE LABS

12

VIDEO TUTORIALS

21

MINUTES

14. Post-Assessment

After completion of the uCertify course Post-Assessments are given to students and often used in conjunction with a Pre-Assessment to measure their achievement and the effectiveness of the exam.

GET IN TOUCH:

 3187 Independence Drive
Livermore, CA 94551,
United States



+1-415-763-6300



support@ucertify.com



www.ucertify.com